







Attributes										
Sensor	Recommended Media Types	BEC range*	BEC Accuracy (@midrange)	VWC Accuracy	Active Power	Sampling Volume	Enhanced Analysis Mode	Overall Length (rod only)	Sensor Style	Bore-hole Support
315H	Mineral	2000	+/-2.5%	+/-2%	36mA	Better	Not Available	21cm (15cm)		
315N	Mineral	3000	+/-2.5%	+/-2%	118mA	Best	Available	21cm (15cm)		
310H	Mineral	2000	+/-2.5%	+/-3%	36mA	Good	Not Available	20cm (10cm)		✓
310N	Mineral	3000	+/-2.5%	+/-3%	118mA	Good	Available	20cm (10cm)		✓
310W	Non-Mineral (Rockwool, Coir, etc.) & Mineral	4500	+/-2.5%	+/-3%	118mA	Better	Available	16cm (10cm)		
305N	Mineral	6000	+/-5%	+/-4%	118mA	Small	Available	15cm (5cm)		✓

* With rated accuracy